

**SIMOND
STORE**






SKU:HB-10P



BLACKSMITH'S FORGE FURNACE WITH HAND BLOWER

USE THIS MANUAL FOR FUTURE REFERENCE

PART LIST


<u>A</u>		<u>Furnace</u>
<u>B</u>		<u>Blower</u>
<u>C</u>		<u>Holding stand</u>
<u>D</u>		<u>Fire grate</u>
<u>E</u>		<u>Handle Knob</u>

TOOL REQUIRED (INCLUDED)

<u>F</u>		<u>SPANNER</u>
-----------------	---	-----------------------

ASSEMBLY REQUIRED


- Connect furnace(A) inlet with blower(B) outlet




- Place assembled furnace blower (AB) on holding stand(C)



- Place fire grate(D) in Given furnace(A) slot



- At the end attach handle knob(E) to blower (B).



*NOTE: Wear all safety instrument while assembling.

*Please visit www.simondstore.com for more product